



TECHNICAL DATA SHEET
Latex·ite® Quick Patch H₂O
Manufacturer Product#: 21916
UPC#: 0 90932 21916 8



PHYSICAL PROPERTIES & PERFORMANCE

Appearance: Black aggregate mixture	Maximum VOC: <0.1% by weight, < 10 g/L
Application Temperature: N/A	Specific Gravity: 1.3-1.5
Coverage/Yield Each Pail Approximately 1.4 sq. ft. at 1" depth	Weight Per Gallon: 10.8-11.6 lbs. per gallon
Color: Black	Consistency: Solid
Boiling Point: 900° F	Cure Time (50% relative humidity, 70° F): Traffic ready in 1 hour, full cure time 24 hours
Freeze ability: N/A	Container Size & Weight: 1 gallon, approx. 12.5 lbs

FEATURES




Latex·ite® Quick Patch H₂O™ is a water activated, fast setting asphalt patch that gives a permanent result. Quick Patch H₂O™ utilizes the latest technologies to deliver a VOC friendly patch that cures quickly and leaves a solid black, texturized finish. Traffic ready in 1 hour. Quick Patch H₂O's formulation allows it to be applied without sidewalls and is perfect for driveway and parking lot minor depressions, berms, edges, aprons and of course, potholes. It even works on concrete. Product can be applied in most weather temperatures including warm temperatures as well as cold, damp weather.

- **Black, stone aggregate formula.**
- **For potholes, depressions, edges, aprons, joints and large cracks.**
- **Nano Binder technology for maximum adhesion to sidewalls.**
- **Just pour, wet, and tamp... traffic ready in 1 hour.**
- **Year-round formula.**
- **Low VOC Formula.**

SURFACE PREPARATION

Latex·ite® Quick Patch H₂O™ is easy to use, but surface preparation is important. Sweep or blow out the pothole, depression, or other area to be repaired so that it is free of loose dirt and debris. If temperatures are below freezing make sure to remove ice. For best results, allow area to dry before applying product.

APPLICATION

Tools Required			
			
Gloves/Goggles	Hand Shovel	Watering Can	Asphalt Tamper

Wear gloves and goggles prior to starting project. Remove all loose material from repair including any standing water. Sweep area thoroughly. If temperatures are below freezing make sure to remove ice. Open container and remove bag from pail (do not open bag yet). Work the bag back and forth for a minute or so to help loosen the material. Open the bag and pour the product into the pail. Using a hand shovel, scoop patch material into repair. Level material with back of shovel, trowel, or rake and allow material to stand approximately 1/2" above repair area. Using a watering can, lightly pour / sprinkle repair with water and allow water to fully enter repair. Using a tamper fully compact the repair. You can use a cinder block or any heavy, blunt object. If repair is deeper than 3" we recommend doing a repair in two lifts.

PRECAUTIONS

- Apply Quick Patch H₂O™ at a depth of ¾ - 4 inches (20-100mm). Apply in 2 inch (50mm) lifts / layers so that you are able to fully compact each layer.
- Avoid getting product on hands and clothing.
- When applied in hot conditions do not turn your car tires on fresh repair during first 24 hours. Turn while vehicle is moving.
- For sealer application allow 24 hours to cure prior to sealing.

CLEAN UP & STORAGE

Quick Patch H₂O™ will clean up with citrus based cleaner.

!!!CAUTION!!!

Latex-ite® Quick Patch H₂O™ is for exterior use only. Keep out of reach of children. Keep container capped when not in use. Non-flammable.

⚠WARNING: This product can expose you to chemicals including Asphalt and Crystalline Silica, which are known to the State of California to cause cancer. For more information go to www.P65Warnings.ca.gov

Emergency & First Aid Procedures:

Eyes: Immediately flush with clean water for 15 minutes while holding eyelids open; consult a physician.

Inhalation: If overcome by mist or vapor, remove from exposure immediately; call a physician. If breathing is stopped or irregular, start resuscitation, administer oxygen.

Skin: Remove any contaminated clothing and wash skin with soap and warm water.

Ingestion: DO NOT INDUCE VOMITING even though vomiting may occur. If vomiting occurs, keep head below hips to prevent aspiration of liquid into the lungs. Get immediate medical attention.

WARRANTY AND DISCLAIMER

The methods and techniques described herein represent some that have been used successfully to obtain desired results. Dalton Enterprises, Inc. warrants this product to be of merchantable quality when applied in accordance with the stated

instructions. This product is not warranted as suitable for any other purpose other than the stated purposes on the packaging copy. Liability under this warranty is limited to the replacement of the product if found to be defective or, at Dalton's option, to refund the purchase price. No warranty will apply if product was altered in a manner that is not consistent with the instructions. There are no express warranties which extend beyond the description on the face hereof, manufacturer disclaims any implied warranties. This warranty does not include labor costs incurred for the application, re-application or consequential damage costs. This warranty gives you specific rights and you may also have other rights which vary from state to state. Original proof of purchase required for all warranty claims. Please email info@latexite.com or call 800-851-5606 and a customer service representative will send you a form.